

VERT AGENCY

with spherical drilling | on T 24 structure

Edge 90°




DESCRIPTION

Vert Agency is a modular and simple to install false ceiling for interiors. The panels can be accessed at every point and are made of galvanized steel, with a perforated finish and 90° edge. The harmony of the system is achieved using lighting fixtures (spotlights) and plenums (supply and return), integrated in the false ceiling.

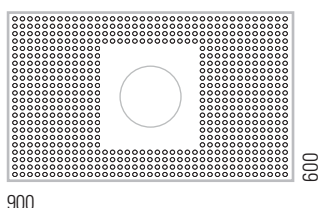
TECHNICAL FEATURES

European Standard:	CE - EN 13964
Durability:	Class B
Fire resistance:	A1
Sound absorption:	EN ISO 354
Standard color:	Wrinkled white • Post painted
Standard material:	Galvanized steel (DX51DZ)
Standard thickness:	0,6 mm
Standard modules:	600x900 mm bordo 90°
Average weight of the system:	4-5 kg/mq


standard panel



panel with spotlight hole



MODEL AND FINISH

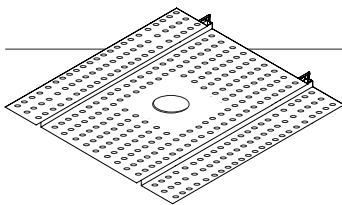
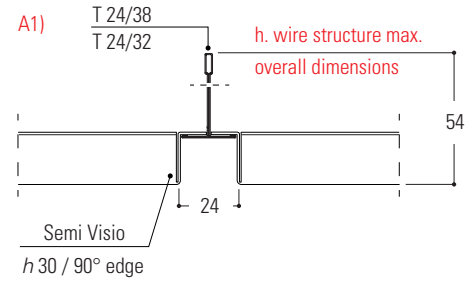


Pegboard with 10 mm smooth edge

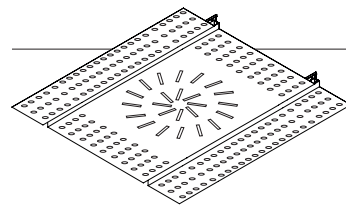
ADVANTAGES AND APPLICATIONS

DESCRIPTION

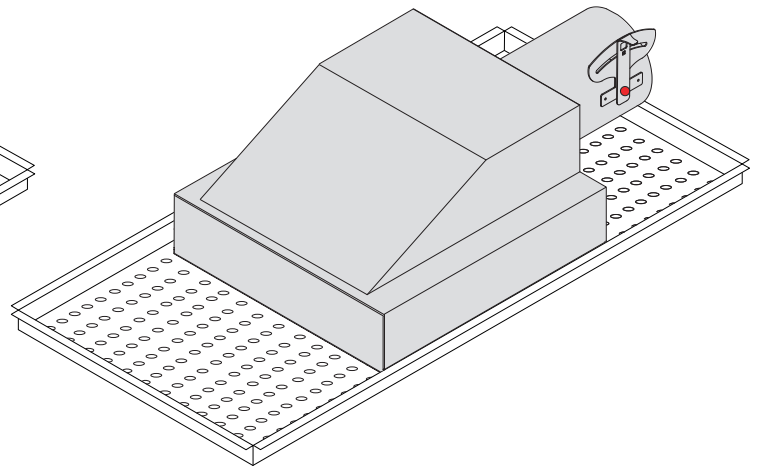
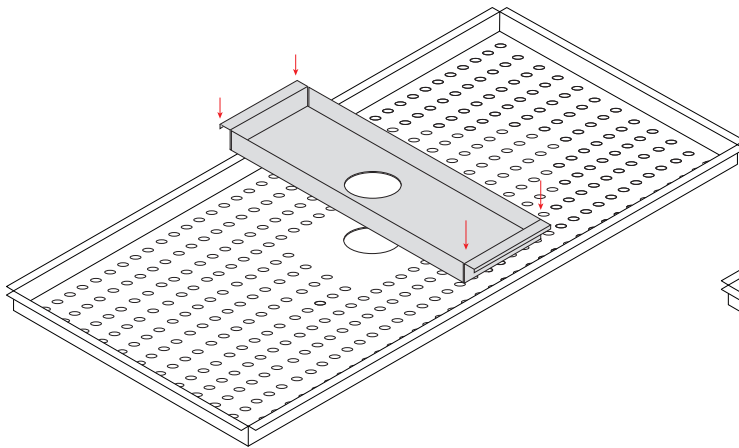
The **Vert Agency panel with drawn holes** is made up of a perforated membrane (16mm in diameter on the upper part of the hole and 10mm in diameter on the lower part) and an exposed substructure which together form a joint effect with a rectangular grid. With the application of the insulation there is a guarantee of absorption and acoustic comfort in the environment. The panel as shown in the adjacent view is made with a height of 22 mm (creating a 24 mm wide shadow) and a 90° edge, which can be integrated with the "T24" structure. It can be accessed at every point by lifting it from below and can be equipped with integrated lighting fixtures and S/R plenum for air conditioning which is also integrated (see system representations).



System with **reinforcement panel and spotlight hole**



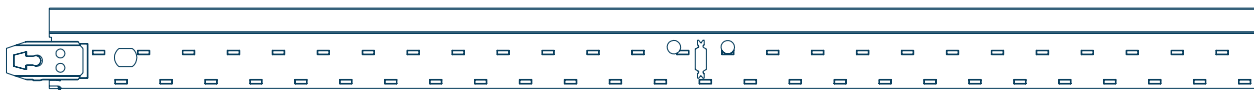
System with **plenum**



SUITABLE PROFILES

FRECCIA

overlapping profile with 'riportato' hook



X SEISMIC

overlapping profile with anti-seismic hook shown



CLASSIC LINE

overlapping profile with 'ricavato' hook

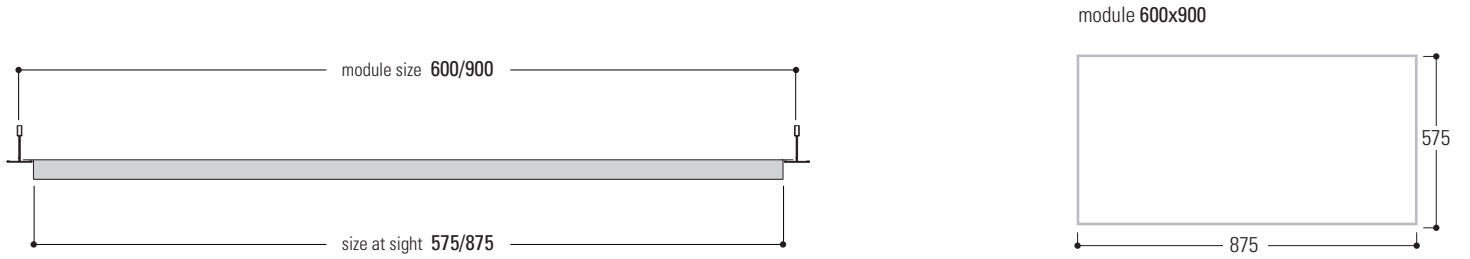


BAIONETTA

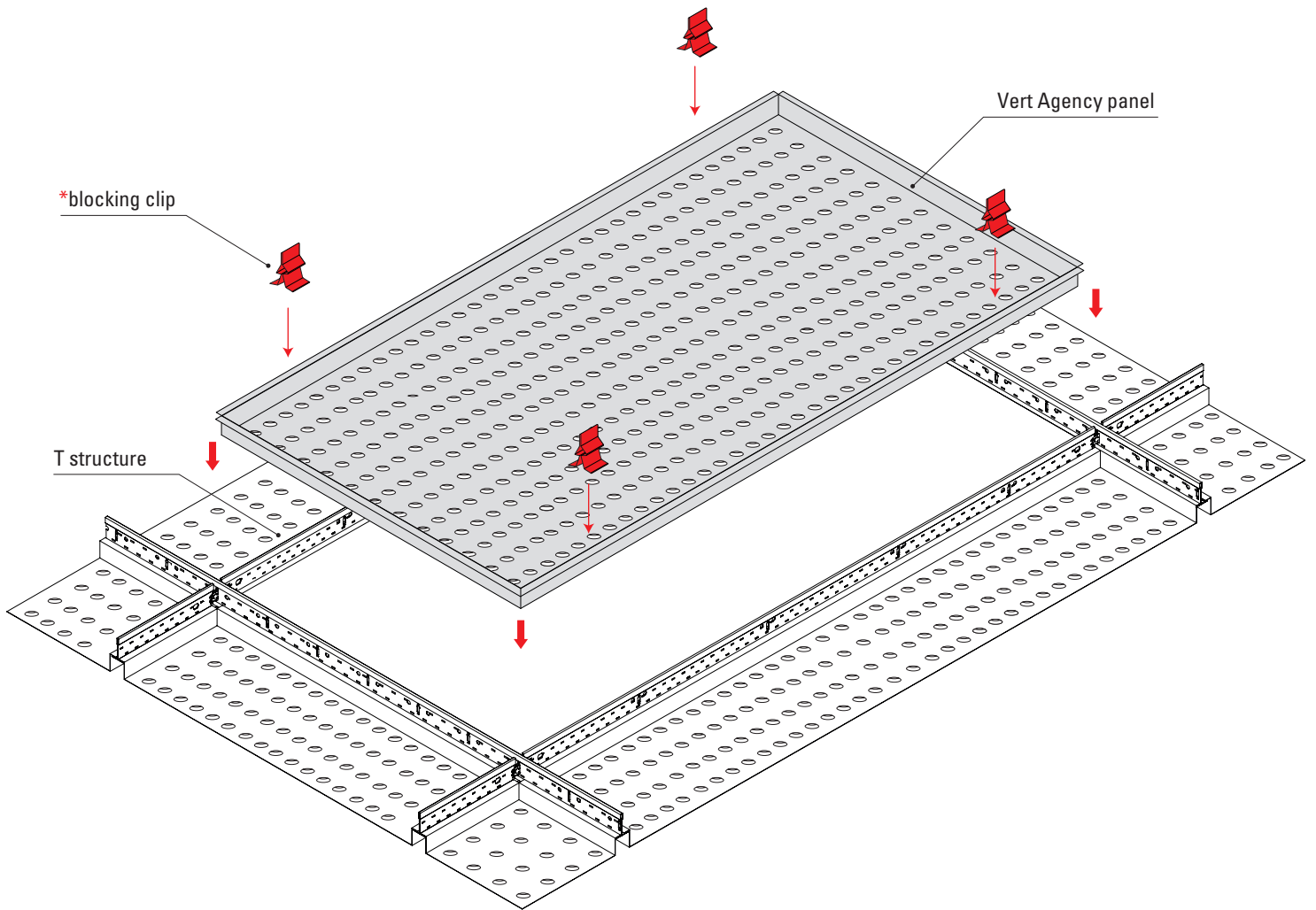
overlapping profile with 'ricavato' hook



MODULES AND DIMENSIONS

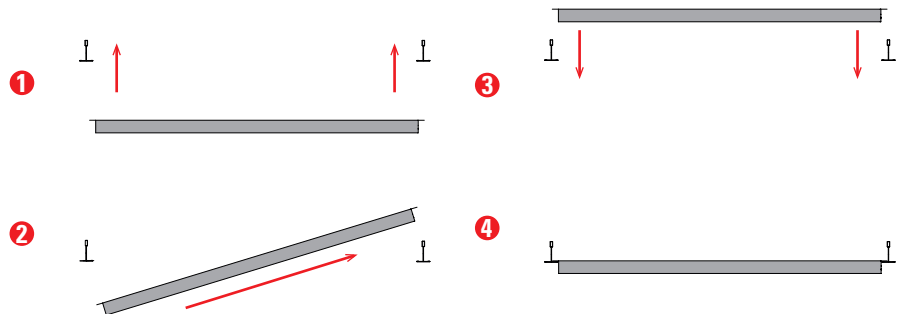


ASSEMBLY



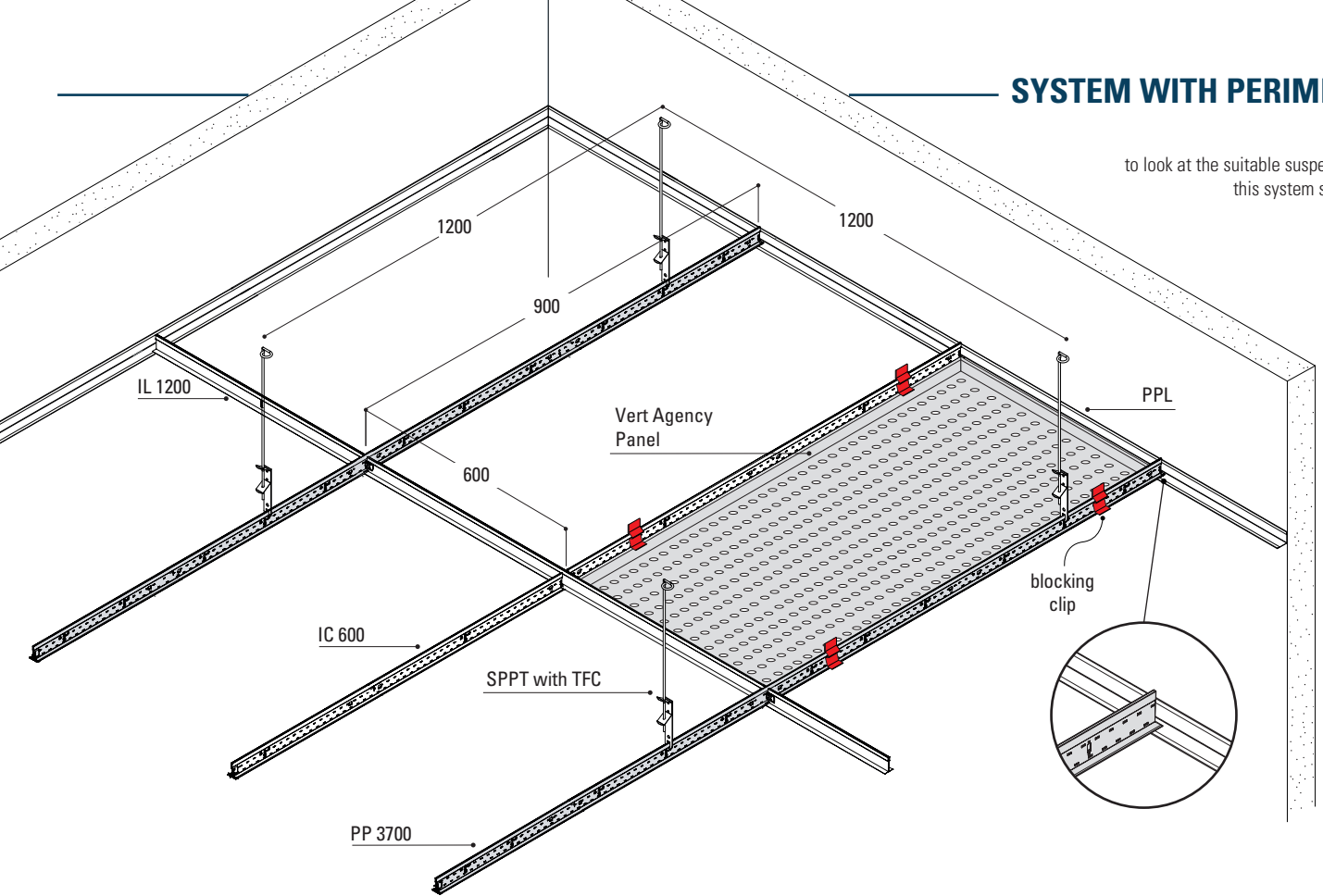
DESCRIPTION

1. Position and center the panel between the T-profiles
 2. Insert the panel transversely by positioning it above the metal structure.
 - 3./4. Rest the panel on the T-profiles
- After assembly it is advisable to use the locking clips*.

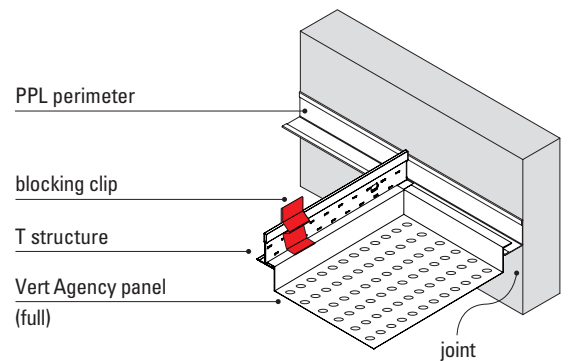
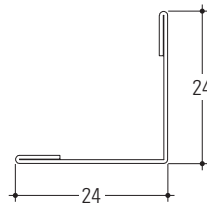


SYSTEM WITH PERIMETERS

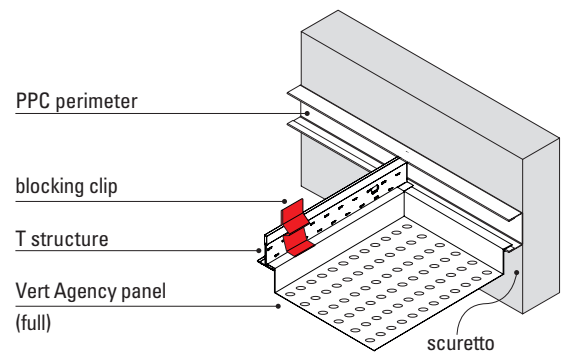
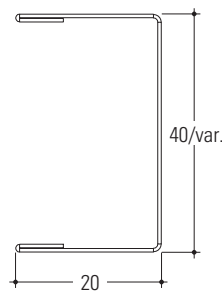
to look at the suitable suspensions for this system see page 8



PPL is a classic 'L' perimeter profile suitable for application with Vert Agency type panels. The colour of the PPL profile may vary depending on the T-structure or the chosen panels that will be mounted on the false ceiling.

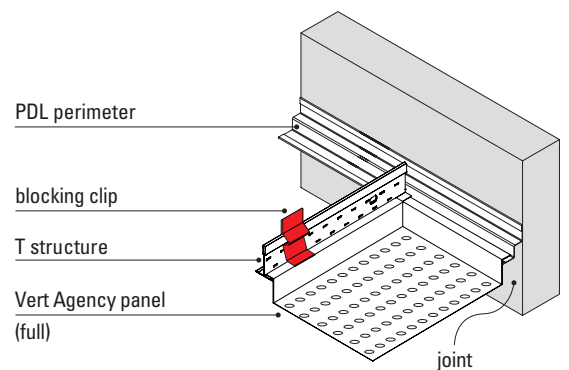
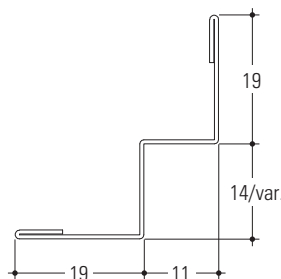


PPC has the characteristic of making a cut metal panel coplanar by using a "C" profile on the inside, which favours its rigidity and blocking. The colour of the PPC profile can vary depending on the T structure or the chosen panels that will be mounted on the false ceiling.



N.B: The height can vary depending on the chosen panel

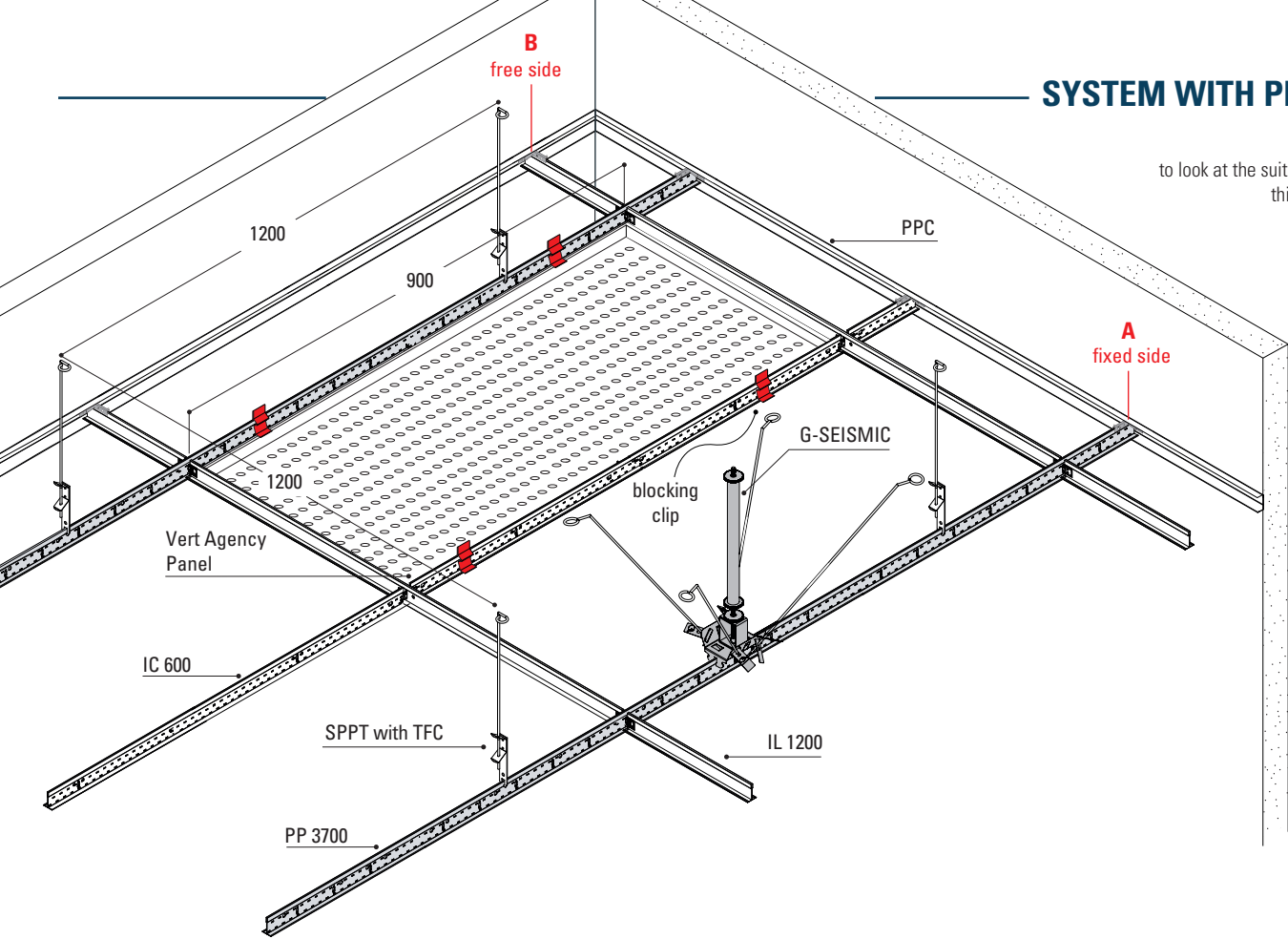
The **PDL**, in addition to its function as a perimeter profile, has as a characteristic the possibility of creating joints due to its stepped shape and thanks to this it is also possible to position the T profile on the top or bottom of it. The colour of the PDL profile can vary depending on the T-structure or the chosen panels that will be mounted on the false ceiling.



N.B: The height of the joint can vary depending on the chosen panel

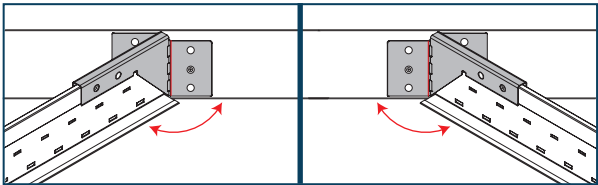
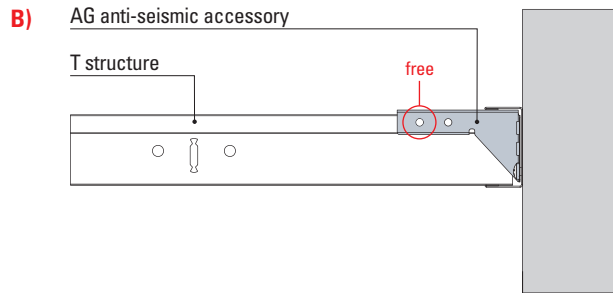
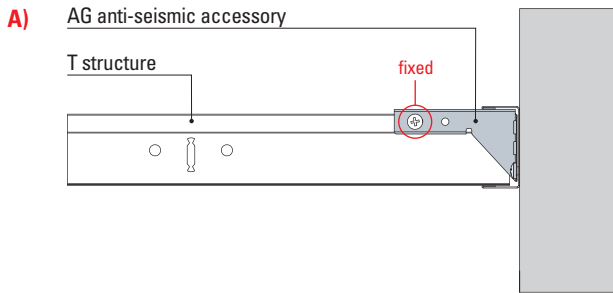
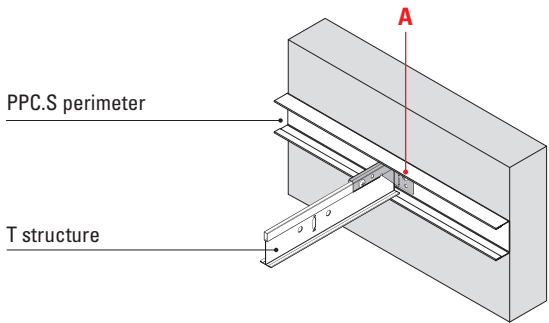
SYSTEM WITH PERIMETERS

to look at the suitable suspensions for this system see page 8



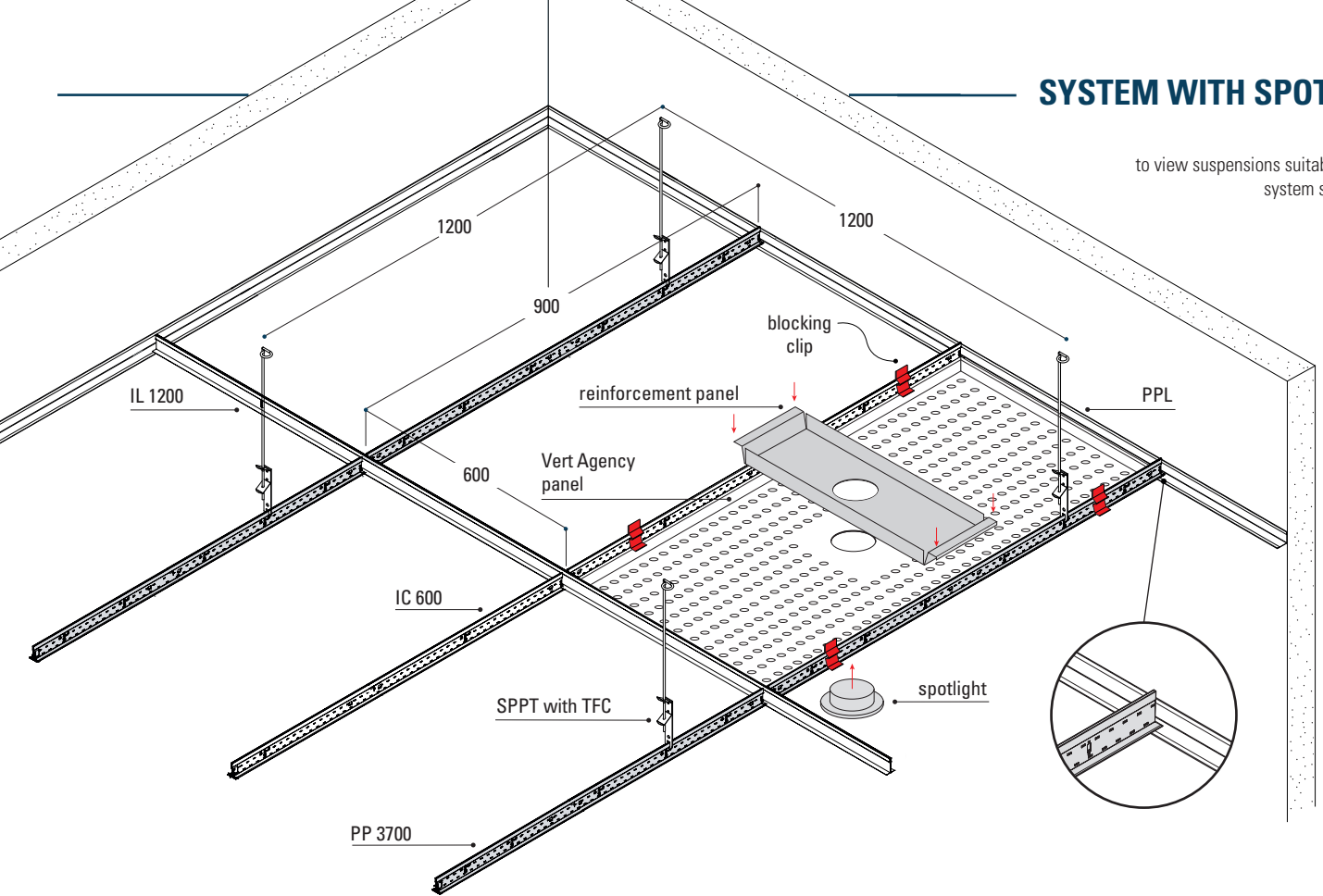
The **PPC.S** creates a joint that can vary in height (10-30 mm) depending on the Vert Semi Visio panel that is selected. It has the possibility of integrating the anti-seismic accessory in it, which guarantees a greater safety to the entire system in the event of seismic action. The assembly of the AG accessory is simple and intuitive; once it is positioned inside the PPC.S profile, it is fixed with screws and can be adjusted in both directions (right-left) to adapt the assembly of its structure to individual needs.

On the perimeter profiles, in order to create an additional constraint to the seismic action, two variants are applied on opposite sides by using the AG accessory. On one side (**A**), the structure is constrained to the wall, preventing any movement by screwing the AG accessory to the perimeter profile and to the structure; on the other side (**B**), in case of seismic action, the structure is unconstrained by the AG accessory, but it is still constrained in the direction and without being able to make rotational movements



SYSTEM WITH SPOTLIGHT

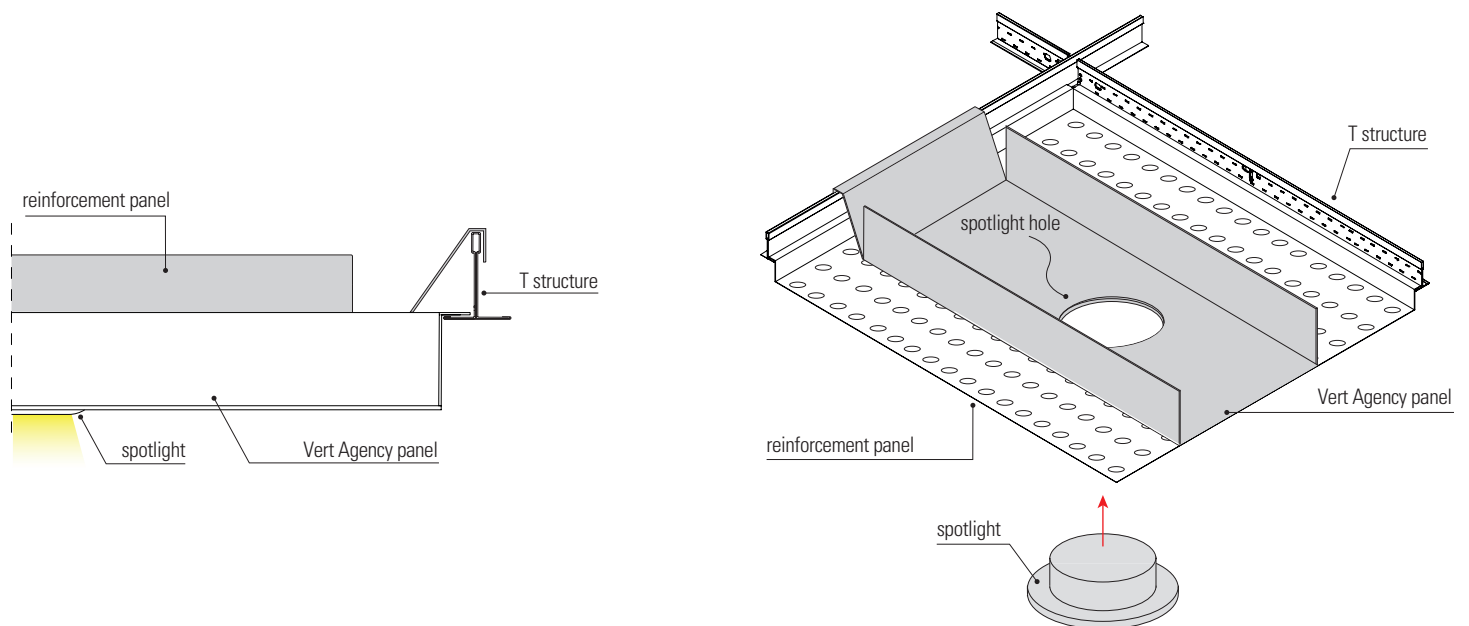
to view suspensions suitable for this system see page 8



INSTALLATION DESCRIPTION

The lighting body is accompanied by a reinforcement panel at the time of installation in order to ensure a better hold, providing a simple and intuitive installation. The spotlight will unload its full weight onto the reinforcement panel so that no bulges are created on the Vert Agency panel. The

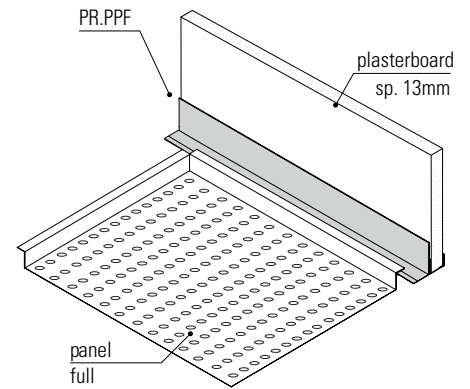
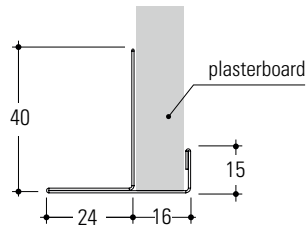
reinforcement panel with its extremities should be positioned above the Vert Agency panel by hooking into the sides of the T-structure. The last step is to install the spotlight and connect it to the electricity



CONNECTION PROFILES

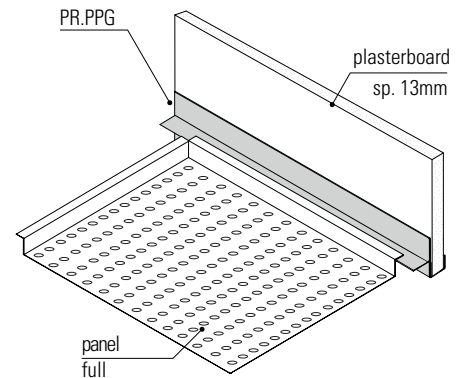
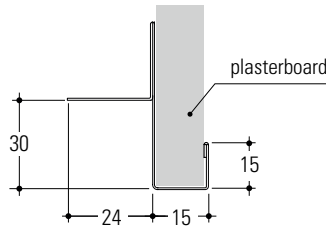
PR.PPF

PR.PPF" connection profile for vertical ceiling and false ceiling, suitable for installation with Vert Agency system. The profile allows perfect integration with cut or full panel. The adjacent illustration shows the application of the "PR.PPF" profile on a plasterboard panel (13mm thick) and the Vert Semi Visio panel lying on it.



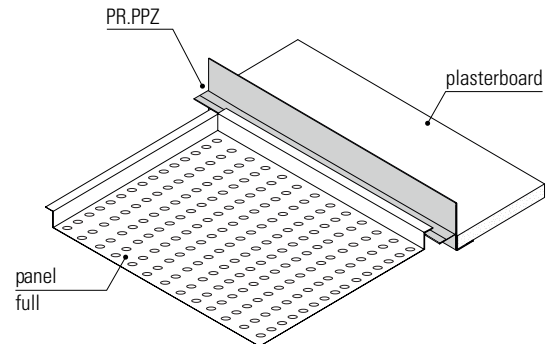
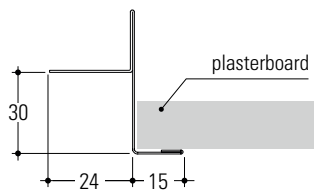
PR.PPG

PR.PPG" connection profile for vertical and false ceiling, suitable for installation with Vert Agency system. The profile allows perfect integration with an entire panel. The adjacent illustration shows the application of the "PR.PPG" profile on a plasterboard panel (13mm thick) and the Vert Semi Visio panel lying on it.



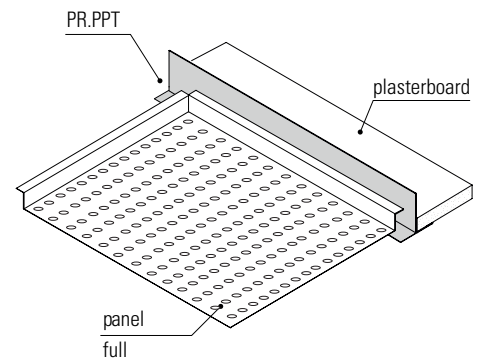
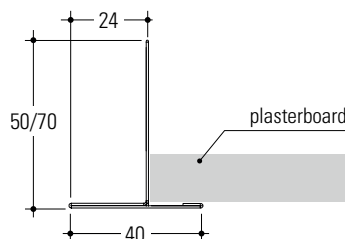
PR.PPZ

PR.PPZ" connection profile for horizontal compensation and false ceiling, suitable for installation with Vert Agency system. The profile allows perfect integration with the entire panel. The adjacent illustration shows the application of the "PR.PPZ" profile on a plasterboard panel and the Vert Semi Visio panel lying on it.



PR.PPT

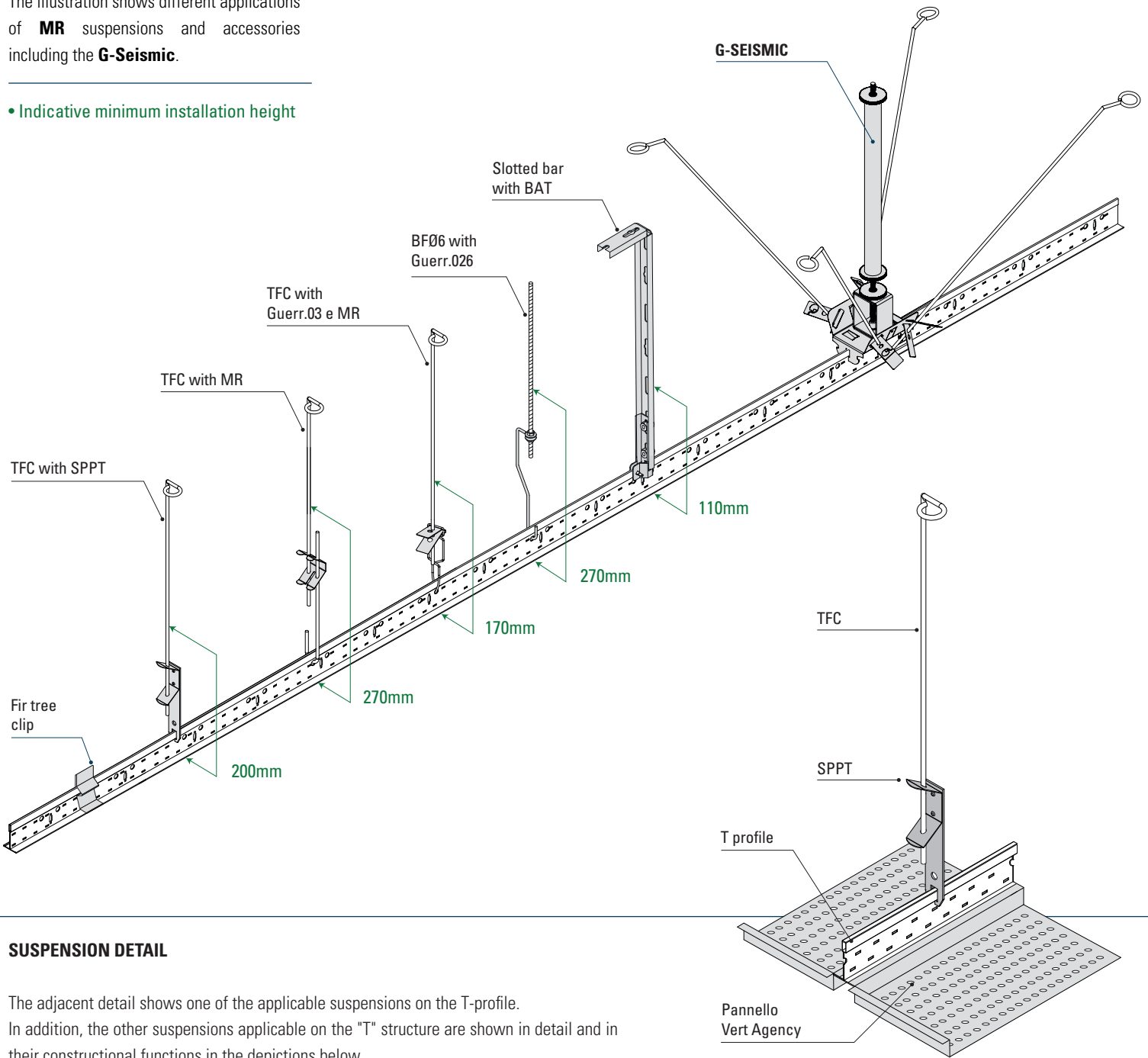
PR.PPT" connection profile for horizontal compensation and false ceiling, suitable for installation with Vert Agency type system. The profile allows perfect integration with cut or entire panel. The adjacent illustration shows the application of the "PR.PPT" profile on a plasterboard panel and the Vert Agency panel lying on it.



APPLICATION OF ACCESSORIES AND SUSPENSIONS

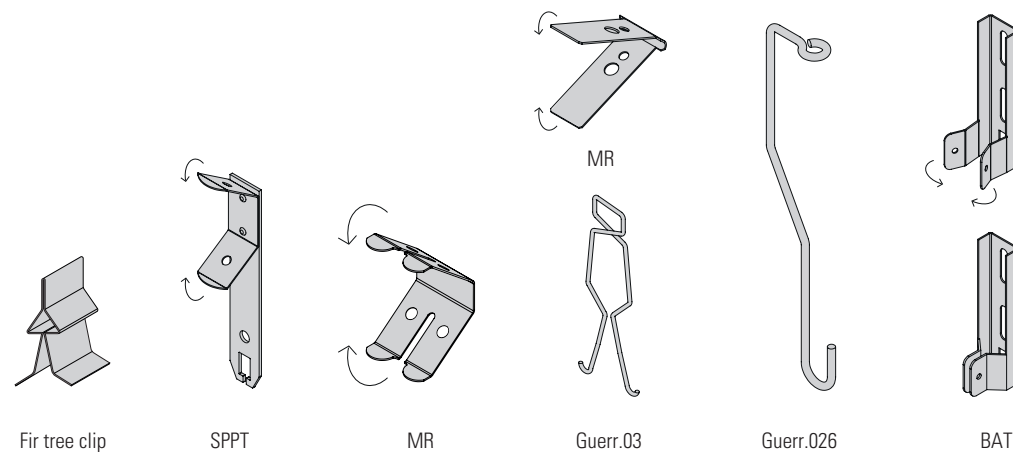
The illustration shows different applications of **MR** suspensions and accessories including the **G-Seismic**.

- Indicative minimum installation height



SUSPENSION DETAIL

The adjacent detail shows one of the applicable suspensions on the T-profile. In addition, the other suspensions applicable on the "T" structure are shown in detail and in their constructional functions in the depictions below



DESCRIPTION OF SUSPENSIONS

The "T" structure has the possibility of having several types of suspension, each of which has its own characteristics that make it suitable, effective and safe to suspend the structure with each type of ceiling. The assembly of the suspensions is simple and intuitive and guarantees practicality when setting up the structure.

NORMATIVE REFERENCES

- Construction product according to Regulation (EU) 305/2011
- CE marking in accordance with EN 13964
- Sheet metal quality and cladding grade in accordance with EN 10143 and EN 10346

CE MARKING

The product indicated in this data sheet is intended for use inside buildings. It is provided with a Declaration of Performance (DoP). Reaction to fire: class A1/Durability: class B (Building components exposed to variable relative humidity up to 90% and temperatures up to 30°C but without corrosive agents, except class C5-M products).

LEED PROTOCOL

This certification is establishing itself as the new world standard for environmentally friendly construction and promotes a sustainability-oriented approach. Evaluation on integrated process, optimisation of energy performance, construction and demolition waste management planning, interior lighting and acoustic performance.

PRODUCT STORAGE

Store parcels in covered places with a relatively dry atmosphere and at a temperature as constant as possible to avoid condensation phenomena that can reduce the passivation state protecting the galvanised surface. In the event of external storage (not recommended), use a cover that ensures perfectly protect the material against the weather (rain, fog, snow), taking care to place the packages slightly inclined. This cover must in any case be such as to allow adequate ventilation (not putting the two surfaces in direct contact), so that moisture does not accumulate and create condensation.

PACKAGING MATERIAL

The packaging is made of cardboard with plastic bags inside containing the panels, all sealed with tape on the outside. The pallet is made of plastic strapping and a wooden wall. The packaging is suitably sized to facilitate handling in warehouses and on construction sites.

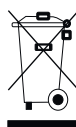
WARNINGS

Important warnings

- Please read the following warnings carefully as they are important instructions for safe installation, use and maintenance.
- After removing the product from its packaging, make sure that it is intact, otherwise contact the seller.
- Packaging elements (plastic bags etc.) must not be left within reach of children as they are potential sources of danger.
- Failure to comply with the above may compromise the safety of the product.
- The manufacturer cannot be held liable for any damage resulting from improper, incorrect and unreasonable use.
- ed irragionevoli.

Important warnings

- The product must not be subject to modification; any modification voids the warranty and may render the product dangerous.
- Antonio Guerrasio s.r.l. shall not be held liable for any damage caused by its products not being assembled in accordance with the instructions.
- The products must be installed in a workmanlike manner.
- The product is also intended to be installed on normally flammable surfaces.



Recycling

the crossed-out bin serves as a reminder to collect the product separately from other waste at the end of its life or to return it to the retailer when purchasing a new appliance of an equivalent type. This helps to preserve the environment from contamination and promotes the recycling of product components. Unauthorised disposal is subject to sanctions in accordance with the law.

Warning

-All representations in this data sheet are indicative and fixing should be checked when choosing the system to be used.

Features subject to change and improvement without notice