



# PROFILES

FOR PLASTERBOARD  
SYSTEMS



**VERTEBRA®**

The philosophy of Antonio Guerrasio S.r.l., the company that has been putting its experience at the service of architecture for over 50 years, was born from the meeting of history, craft tradition and advanced technology. A philosophy summarised in the company vision:

### **technology & ideas for architecture.**

With three production sites, strategically located in northern, central and southern Italy, Antonio Guerrasio's master carpenters, starting from sheet metal coils and with the support of numerical control systems and machines for bending, pressing, laser cutting and powder coating, produce metal profiles for plasterboard, patented flexible metal profiles (with the VERTEBRA® brand), metal false ceiling systems integrated in panels, staves or gratings for civil and religious buildings, for naval furnishings and for the hospital and prison sectors. Thanks to the new patents and the prizes won over time, today the solid reputation acquired over the years ensures the presence of Antonio Guerrasio products in the most important architectural works, such as in the Guggenheim Museum in Bilbao by Frank O. Gehry or in the station of high speed in Naples by Zaha Hadid, exceptional symbols of contemporary architecture.

### **GENERAL DESCRIPTION OF THE MATERIAL USED**

The profiles are made of carbon steel type DX51D Z100, hot galvanized using a continuous process, with a yield strength higher than 280N/mm<sup>2</sup> and defined by European standard EN 10346 with zinc coating of 100g/m<sup>2</sup> (higher weight on request). The surface of all profiles is also protected by chemical passivation with chromic acid. Tolerances on thicknesses are defined by the reference standard EN 10143.

#### **NORMATIVE REFERENCES PROFILES FOR PLASTERBOARD**

- EC marking on the product according to European standards EN 14195 and EN 13964 (mechanical resistance to bending products for ceiling). Metal profiles also produced in accordance with DIN 18182-1
- Product made of galvanized steel in accordance with EN 10143 and EN 10346.

#### **NORMATIVE REFERENCES EDGE PROTECTOR**

- EC marking on the product according to European standards EN 14195 and EN 14353 (no permanent deformation or fracture following bending tests).
- Product made of galvanized steel in accordance with EN 10143 and EN 10346

### **EC MARKING**

The products listed in this catalogue are intended for use in buildings. Each product has a Declaration of Performance (DOP). Reaction to fire: class A1 / Durability: class B (Building components exposed to a relative humidity variable up to 90% and temperatures variable up to 30 °C but without corrosive pollutants, except products in class C5-M).

### **CERTIFICATIONS**

The continuous search for quality, respect for the environment, customer and staff satisfaction, are witnessed by the certifications obtained, both for products and services and for production processes.



### **STORAGE OF PRODUCTS**

Store packages in covered places with a relatively dry atmosphere and at a temperature as constant as possible, in order to avoid condensation phenomena that may reduce the passivation layer to protect the galvanized surface. In case of external storage (not recommended), use a cover that ensures perfect protection of the material against the weather (rain, fog, snow), taking care to place the packages slightly inclined. This covering must in any case be such as to allow adequate ventilation (not by putting the two surfaces in direct contact), so that the humidity does not deposit and creates condensation.

# Vertebra® flexible guide: the first, the best



We were the first. Almost thirty years ago we invented and patented a profile that completely changed the way we think and create plasterboard structures.

The possibility of easily creating curved walls allowed the designers to unleash their creativity, to crush the building "box", shaping the space according to new geometries that were previously impossible.

As in the Guggenheim Museum in Bilbao, where Frank O. Gehry let the interior architectural spaces flow freely, creating a unique, fabulous, spatial continuum.

Thanks to the flexible Vertebra® guide.


And since then we have never stopped designing new systems for coated plaster. Small and large changes that have made it easier, or faster, or even simply possible, to create previously extremely complicated, if not impossible, plasterboard structures.

**We were the first** and, even today, after thirty years of innovation, **we are proud to produce the best profiles** for the realization of plasterboard structures.

*Antonio Guerrasio*

Patented special profiles

# Vertebra® PallBox



Now you can comfortably transport your VERTEBRA® in comfortable boxes!

Thanks to the new revolutionary patent, the new VERTEBRA® cardboard packaging represents the maximum of flexibility and use: just open the box to pick up, cut and use only the quantities necessary for the desired applications, without waste and with the possibility of storing in an orderly and safe way a large amount of curved profile.

Now, with the PALLBOX®, you can make your own curve and reduce profile waste.

With the revolutionary new PALLBOX you can combine space and transport requirements for the entire **VERTEBRA**<sup>®</sup> range.

**VERTEBRA**<sup>®</sup>

nuove **forme** plasmano lo **spazio**

*new forms shape the space / de nouveaux traits dessinent l'espace / nuevas líneas dan forma al espacio*

Un brevetto / Patent of / Brevet de / Patente de



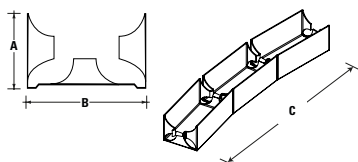
**VERTEBRA**<sup>®</sup>

nuove **forme** plasmano lo **spazio**

*new forms shape the space / de nouveaux traits dessinent l'espace / nuevas líneas dan forma al espacio*

Code	Profile					Package / Pallbox						Pallbox		
	Height Dimensions mm A	Base Dimensions mm B	Length Dimensions mm C	Weight kg/m	Thickness mm	Rolls for box	Total meters for box	Weight box kg	Box dimensions mm D E F			Boxes for PallBox	Total meters for PallBox	Weight PallBox kg

### Profile VERTEBRA®

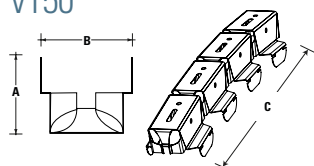


<b>GV30</b>	GV30.060.SCA	27	28	18	0,408	0,6	2	36	16	1150	720	60	13	468	223
<b>GV50</b>	GV50.060.SCA	32	50	20	0,533	0,6	1	20	12	1150	720	60	14	280	193
<b>GV55</b>	GV55.060.SCA	32	55	3	0,557	0,6	6	18	12	1150	720	60	14	252	193
<b>GV75</b>	GV75.060.SCA	32	75	20	0,662	0,6	1	20	14	1150	720	90	10	200	155
<b>GV100</b>	GV100.060.SCA	32	100	3	0,768	0,6	6	18	16	1150	720	90	9	162	186

Flexible rail profile with bendable elements with 50 mm (GV30) or 80 mm pitch (GV50 / GV55 / GV75 / GV100) suitable as curved rail to create curved walls; it can be also used as curved perimeter profile. Made of galvanized steel DX51D in the standard length 3,0 m it is packed with rail profiles included in the price.

### Profile VERTEBRA®

VT50

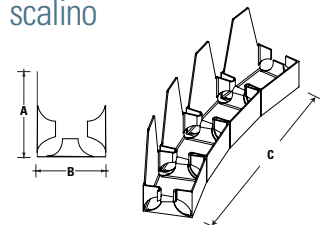


<b>VT50</b>	VT50.060.SCA	52	58	3	0,600	0,6	6	18	12	1150	720	60	14	252	193
-------------	--------------	----	----	---	-------	-----	---	----	----	------	-----	----	----	-----	-----

Flexible click-on carrier with bendable elements with 80 mm pitch suitable as curved structure on which profiles SP45/27 or SP45/18 are to be clicked onto to create barrel vaults with double non complanate frame. Made of galvanized steel DX51D in the standard length 3,0 m it is packed with rigid profiles SP45/27 included in the price.

### Profile VERTEBRA®

scalino

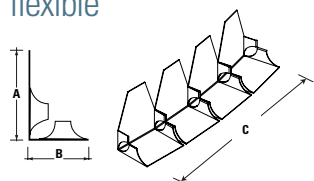


<b>VS30</b>	VS30.060.SCA	76	30	3	0,662	0,6	6	18	12	1150	720	60	14	252	193
<b>VS50</b>	VS50.060.SCA	66	50	3	0,662	0,6	6	18	15	1150	720	60	14	252	225

Flexible profile with fins having bendable elements with pitch 50 mm to be used as curved rail to create curved walls and steps; it can be also used as curved perimeter profile. Made of galvanized steel DX51D in the standard length 3,0 m it is packed with rail profiles included in the price.

### Profile VERTEBRA®

flexible



<b>VAF</b>	VAF.060.SCA	62	40	3	0,480	0,6	6	18	10	1150	720	60	13	234	145
------------	-------------	----	----	---	-------	-----	---	----	----	------	-----	----	----	-----	-----

Flexible angular profile with adaptable angle and curvature, having bendable elements with 50 mm pitch, suitable as curved perimeter profile to create vaults crossings, bohemian vaults and domes. Made of galvanized steel DX51D in the standard length 3,0 m and it is packed with two rigid rails G100 included in the price.



Package

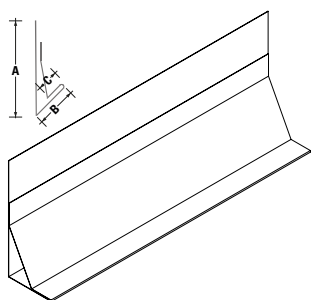


PallBox

Dimensions PallBox		
B	H	L
1200	780	1120

The pallbox is stored on a europallet, fixed with strapping and protected with extensible film. VERTEBRA profiles contained in PallBoxes are made of DX51D galvanized steel with 0.6 mm thickness.

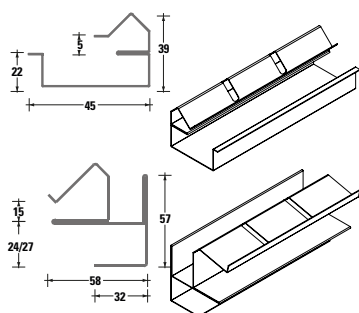
## Rigid VARIANGOLO profile



	Profile				Pallet									
	Code	Dimensions mm			Weight kg/m	Thickness mm	Boxes for pallet	Profiles for box	Profiles for pallet	Total metres for pallet	Weight for pallet kg	Pallet dimensions cm		
	A	B	C								B	H	L	
<b>VAR</b>	VAR.040.150	105	45	20	0,768	0,4	24	10	240	360	315	71	40	150

Rigid angular profile with adjustable angle, it is indispensable as perimeter for barrel vaults, curved walls and inclined false ceilings. Made of galvanized steel DX51D in the standard length 1,5 m it is packed with two rigid rails G50 included in the price.

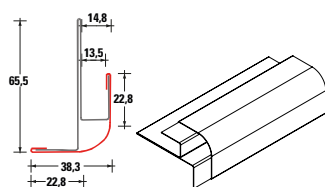
## PH / PH Special profile



	Profile				Pallet									
	Code	Dimensions mm			Weight kg/m	Thickness mm	Boxes for pallet	Profiles for box	Profiles for pallet	Total metres for pallet	Weight for pallet kg	Pallet dimensions cm		
	A	B	C								B	H	L	
<b>PH</b>	PH.060.200	see drawing			0,806	0,6	10	10	100	200	161	40	41	280
<b>PH Special</b>	PHSP.060.200	see drawing			1,402	0,6	-	10						

Patented profile designed as frame for "H" beams and columns (PH Profile) and "double H" coverings

## Profile for curved covering of angles PARC



	Profile				Pallet									
	Code	Dimensions mm			Weight kg/m	Thickness mm	Boxes for pallet	Profiles for box	Profiles for pallet	Total metres for pallet	Weight for pallet kg	Pallet dimensions cm		
	A	B	C								B	H	L	
<b>PARC</b>	PARC.A04.BD.300	see drawing			-	0,4								

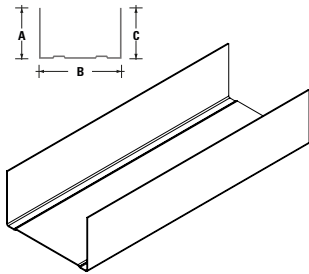
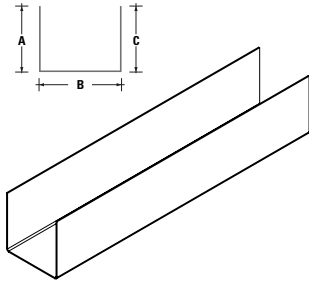
Corner unit for making pre-painted curved edges, consisting of a DX51D galvanized steel profile (0.6 mm thick) and a covering profile that can be in pre-painted galvanized steel or pre-painted aluminum with thickness of 0,4 or 0,5 mm.

## KLIK kit for sliding doors

	KIT	Box				Type	Pieces	Length m
	Code	Profiles for box	Total metres for box	Weight for box kg	Box dimensions cm			
		B	H	L				
<b>KLIK</b>	KLIK.KIT.300	17	50	36,011	11 11 300	TMK	4	12,0
						SP45/18	4	12,0
						G100	2	6,0
						G50	1	3,0
						M99	2	6,0
						M49/B	1	3,0
						MNR	1	2,0
						PRC	2	6,0
						Accessories	2 carriages with pin screws	

Complete system for creating a cavity wall for concealed doors with door height up to 2,80 m and width up to 1,20 m. Wall thickness without cladding 100 mm, cavity thickness 52 mm.

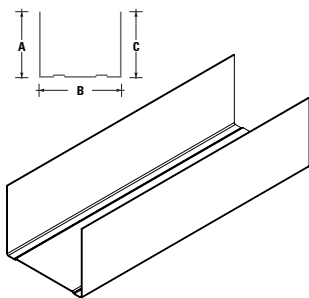
## UNI rail



	Profile					Pallet								
	Code	Dimensions mm			Weight kg/m	Thickness mm	Boxes for pallet	Profiles for box	Profiles for pallet	Total metres for pallet	Weight for pallet kg	Pallet dimensions cm		
		A	B	C							B	H	L	
<b>G16</b>	G16.060.300	27	16	27	0,374	0,6	16	16	256	768	288	59	19	300
<b>G28</b>	G28.060.300	27	28	27	0,384	0,6	28	8	224	672	257	46	29	300
<b>G38</b>	G38.060.300	30	38	30	0,456	0,6	28	12	336	1005	458	49	53	300
<b>G50</b>	G50.060.300	32	50	32	0,533	0,6	18	12	216	648	345	64	59	300
<b>G55</b>	G55.060.300	32	55	32	0,557	0,6	18	12	216	648	361	68	59	300
<b>G75</b>	G75.060.300	32	75	32	0,662	0,6	15	8	120	360	238	46	28	300
<b>G100/6</b>	G100.060.300	32	100	32	0,768	0,6	12	8	96	288	221	60	39	300
<b>G100/8</b>	G100.080.300	32	100	32	1,024	0,8	12	8	96	288	295	60	39	300

Rigid profile with U-section having equal sides, mainly used as rail for omega or studs and as perimeter profile. Made of galvanized steel DX51D in the standard lengths 3,0 m (code XXX.XXX.300) and 4,0 m (code XXX.XXX.400)

## Rail according to DIN

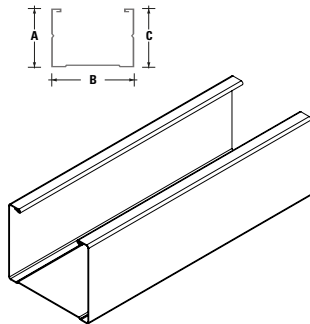


	Profile					Pallet								
	Code	Dimensions mm			Weight kg/m	Thickness mm	Boxes for pallet	Profiles for box	Profiles for pallet	Total metres for pallet	Weight for pallet kg	Pallet dimensions cm		
		A	B	C							B	H	L	
<b>G50A</b>	G50A.060.300	40	50	40	0,600	0,6	20	12	240	720	432	64	59	300
<b>G55A</b>	G55A.060.300	40	55	40	0,624	0,6	20	12	240	720	456	68	59	300
<b>G75A</b>	G75A.060.300	40	75	40	0,720	0,6	15	8	120	360	259	76	32	300
<b>G100A/6</b>	G100A.060.300	40	100	40	0,840	0,6	12	8	96	288	242	60	40	300
<b>G100A/8</b>	G100A.080.300	40	100	40	1,120	0,8	12	8	96	288	323	60	40	300
<b>G125A</b>	G125A.060.300	40	125	40	0,960	0,6	10	8	80	240	230	75	46	300
<b>G150A</b>	G150A.060.300	40	150	40	1,079	0,6	25	4	100	300	325	75	54	300

Rigid profile with "U" section having equal sides, mainly used as rail for studs. Made of galvanized steel DX51D in the standard lengths 3,0m (code XXX.XXX.300) and 4,0 m (code XXX.XXX.400). "U" profile in compliance with DIN 18 182.



## UNI stud

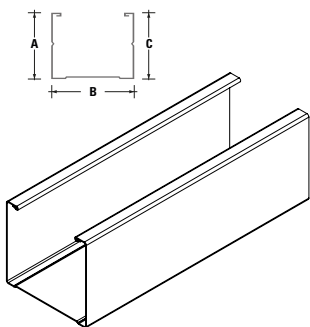


	Profile					Pallet								
	Code	A	B	C	Weight kg/m	Thickness mm	Boxes for pallet	Profiles for box	Profiles for pallet	Total metres for pallet	Weight for pallet kg	Pallet dimensions cm		
<b>M29</b>	M29.060.300	30	29	30	0,456	0,6	20	16	320	960	599	48	50	300
<b>M49</b>	M49.060.300	44	49	46	0,720	0,6	12	12	144	432	311	68	36	300
<b>M54</b>	M54.060.300	44	54	46	0,744	0,6	12	12	144	432	321	75	36	300
<b>M74</b>	M74.060.300	44	74	46	0,840	0,6	15	8	120	360	302	80	36	300
<b>M99/6</b>	M99.060.300	44	99	46	0,960	0,6	12	8	96	288	276	63	36	300
<b>M99/8</b>	M99.080.300	44	99	46	1,280	0,8	16	4	64	192	246	63	36	300

Rigid "C" profile used as stud to be put on the standard edge rails.

Made of galvanized steel DX51D in the standard lengths 3,0 m (code XXX.XXX.300) and 4,0 m (code XXX.XXX.400).

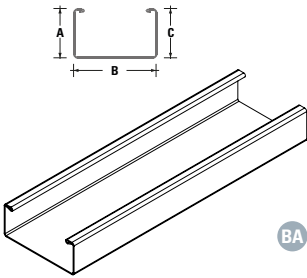
## Stud according to DIN



	Profile					Pallet								
	Code	A	B	C	Weight kg/m	Thickness mm	Boxes for pallet	Profiles for box	Profiles for pallet	Total metres for pallet	Weight for pallet kg	Pallet dimensions cm		
<b>M49A</b>	M49A.060.300	48	49	50	0,758	0,6	12	12	144	432	328	66	38	300
<b>M54A</b>	M54A.060.300	48	54	50	0,782	0,6	12	12	144	432	338	56	50	300
<b>M74A</b>	M74A.060.300	48	74	50	0,878	0,6	15	8	120	360	316	49	60	300
<b>M99A</b>	M99A.060.300	48	99	50	0,998	0,6	12	8	96	288	288	63	48	300
<b>M124A</b>	M124A.060.300	48	124	50	1,118	0,6	10	8	80	240	268	52	50	300
<b>M149A</b>	M149A.060.300	48	149	50	1,238	0,6	25	4	100	300	373	78	57	300

Rigid high edge "C" profile used as stud to be put on the high edge rails. Made of galvanized steel DX51D in the standard lengths 3,0 m (code XXX.XXX.300) and 4,0 m (code XXX.XXX.400).

## Click-on SP profile



BA

BA BS

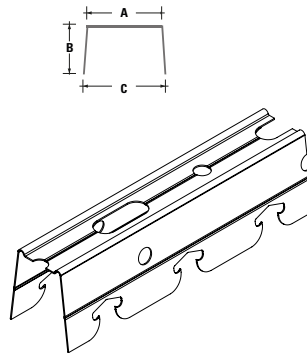
BA

BA BS

	Profile					Pallet									
	Code	Dimensions mm			Weight kg/m	Thickness mm	Boxes for pallet	Profiles for box	Profiles for pallet	Total metres for pallet	Weight for pallet kg	Pallet dimensions cm			
		A	B	C							B	H	L		
BA	<b>SP 45/18</b>	SP45/18.060.300	18	45	18	0,456	0,6	27	12	324	972	443	52	45	300
BA BS	<b>SP 49/15</b>	SP49/15.060.300	15	49	15	0,420	0,6	24	8	192	576	242	46	26	300
BA	<b>SP 50/18</b>	SP50/18.060.300	18	50	18	0,499	0,6	27	12	324	972	485	53	45	300
BA BS	<b>SP 49/27</b>	SP49/27.060.300	27	49	27	0,586	0,6	24	10	240	720	422	54	42	300

Rigid click-on "C" profile for false ceilings and false walls. Made of galvanized steel DX51D in the standard lengths 3,0 m (code XXX.XXX.300) and 4,0 m (code XXX.XXX.400).

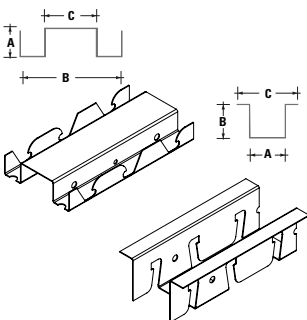
## TSP click-on carrier



	Profile					Pallet									
	Code	Dimensions mm			Weight kg/m	Thickness mm	Boxes for pallet	Profiles for box	Profiles for pallet	Total metres for pallet	Weight for pallet kg	Pallet dimensions cm			
		A	B	C							B	H	L		
	<b>TSP 45</b>	TSP45.060.400	18	42	30	0,560	0,7	60	10	600	2400	1344	55	55	400
	<b>TSP 45/M</b>	TSP45/M.060.400	42	30	47	0,480	0,6	40	nd	nd	3200	1536	nd	nd	400
	<b>TSP 45/F</b>	TSP45/F.060.400	53	25	55	0,480	0,6	80	nd	nd	3200	1536	nd	nd	400
	<b>TSP 50</b>	TSP50.060.400	26	40	40	0,616	0,7	25	10	250	1000	616	55	37	400

Click-on carrier suitable for "C" profiles. Made of galvanized steel DX51D in the standard length 4,0 m.

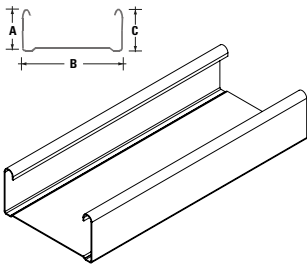
## TMK and TGFO special carriers



	Profile					Pallet									
	Code	Dimensions mm			Weight kg/m	Thickness mm	Boxes for pallet	Profiles for box	Profiles for pallet	Total metres for pallet	Weight for pallet kg	Pallet dimensions cm			
		A	B	C							B	H	L		
	<b>TMK</b>	TMK.080.300	22	80	40	1,011	0,8	15	8	120	360	364	49	45	300
	<b>TGFO</b>	TGFO.080.300	45	45	75	1,024	0,8	24	10	240	720	737	59	65	300

Coplanar click-on carriers. The TMK can be used to trigger the SP 45/18 profiles and can also be used as a stud for the cavity wall of the KLIK system. The TGFO allows to trigger the GF 60/27 profiles. Made of galvanized steel DX51D in the standard length 3,0 m.

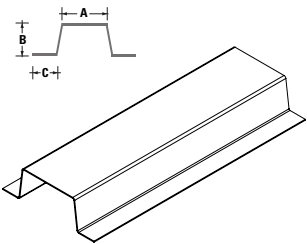
## GF 60/27 click-on profile



	Profile					Pallet								
	Code	Dimensions mm			Weight kg/m	Thickness mm	Boxes for pallet	Profiles for box	Profiles for pallet	Total metres for pallet	Weight for pallet kg	Pallet dimensions cm		
	A	B	C								B	H	L	
<b>GF 60/27</b>	GF60/27.060.300	27	60	27	0,600	0,6	24	10	240	720	432	56	48	300

Click-on profile with a base of 60 mm and a height of 27 mm, suitable for false ceilings and false walls. Made of galvanized steel DX51D in the standard lengths 3,0 m (code XXX.XXX.300) and 4,0 m (code XXX.XXX.400)

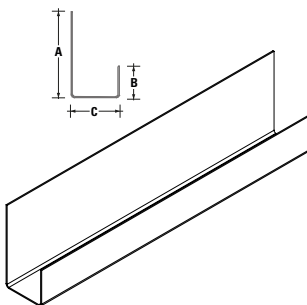
## Omega profile



	Profile					Pallet								
	Code	Dimensions mm			Weight kg/m	Thickness mm	Boxes for pallet	Profiles for box	Profiles for pallet	Total metres for pallet	Weight for pallet kg	Pallet dimensions cm		
	A	B	C								B	H	L	
<b>SPO 36</b>	SPO36.060.300	36	20	12	0,456	0,6	30	20	600	1800	820	41	50	300
<b>SPO 40/B</b>	SPO40/B.060.300	40	20	20	0,557	0,6	30	10	300	900	501	40	40	300
<b>SPO 40/A</b>	SPO40/A.060.300	40	36	15	0,662	0,6	32	10	320	960	636	55	46	300

Omega profile for false ceilings and false walls. Made of galvanized steel DX51D in the standard lengths 3,0 m (code XXX.XXX.300) and 4,0 m (code XXX.XXX.400)

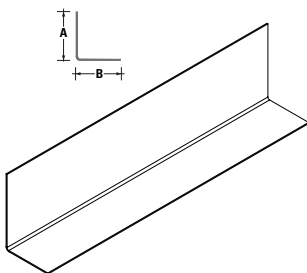
## U perimeter profile



	Profile					Pallet								
	Code	Dimensions mm			Weight kg/m	Thickness mm	Boxes for pallet	Profiles for box	Profiles for pallet	Total metres for pallet	Weight for pallet kg	Pallet dimensions cm		
	A	B	C								B	H	L	
<b>SPU 20</b>	SPU20.060.300	40	20	28	0,408	0,6	30	20	600	1800	734	60	49	300
<b>PS 30</b>	PS30.060.300	76	30	30	0,662	0,6	9	12	108	324	215	49	39	300
<b>PS 40</b>	PS40.060.300	71	40	25	0,662	0,6	9	12	108	324	215	46	48	300
<b>PS 50</b>	PS50.060.300	66	50	20	0,662	0,6	9	12	108	324	215	43	57	300

Asymmetrical U perimeter profile. Made of galvanized steel DX51D in the standard lengths 3,0 m (code XXX.XXX.300) and 4,0 m (code XXX.XXX.400)

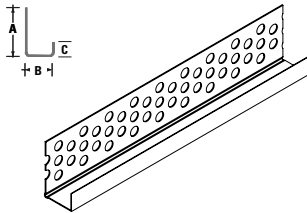
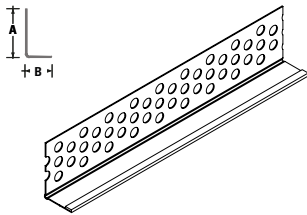
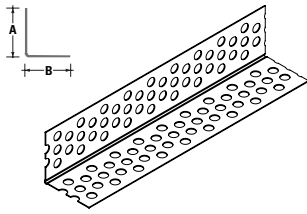
## L perimeter profile



	Profile					Pallet								
	Code	Dimensions mm			Weight kg/m	Thickness mm	Boxes for pallet	Profiles for box	Profiles for pallet	Total metres for pallet	Weight for pallet kg	Pallet dimensions cm		
	A	B	C								B	H	L	
<b>SPL</b>	SPL.060.300	38	24	-	0,298	0,6	50	20	1000	3000	893	46	34	300
<b>SPL2</b>	SPL2.060.300	31	31	-	0,298	0,6	50	20	1000	3000	893	46	34	300

L perimeter profile. Made of galvanized steel DX51D in the standard lengths 3,0 m (code XXX.XXX.300) and 4,0 m (code XXX.XXX.400)

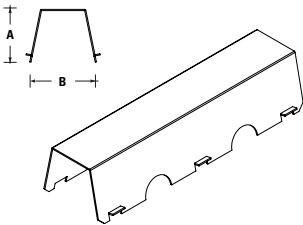
## Perforated edge protection



	Profile				Pallet									
	Code	Dimensions mm			Weight kg/m	Weight kg/m	Boxes for pallet	Profiles for box	Profiles for pallet	Total metres for pallet	Weight for pallet kg	Pallet dimensions cm		
		A	B	C							B	H	L	
<b>SPFD/300</b>	SPFD.30x30	30	30	-	0,240	0,5	25	40	1000	3000	240	35	20	280
<b>PBFL/300</b>	PBFL 2314Z5.3	23	14	-	0,240	0,5	35	20	700	2100	240	35	20	280
<b>PBFC/300</b>	PBFC 231510Z5.3	23	15	10	0,240	0,5	40	20	800	2400	240	35	20	280



Perforated edge protection L perimeter profile suitable for walls and ceilings.  
Made of galvanized steel DX51D.

## PTSP50



Box		
Code	Pieces	Weight kg
PTSP50	100	3,00

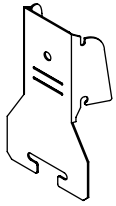
Extension for cross member TSP50, galvanized steel DX51D 0.6 mm thick, standard length 120 mm.



### PF PLUS patented edge protection

Thanks to the edge protection patented by Antonio Guerrasio it is possible to realize quick and cheap finishes. The engravings along the entire profile allow, by simply pressing a screwdriver or a metal tip, to cling directly to the plasterboard panel without the need to use screws, with the advantage, in addition to the speed of fixing, to simplify and reduce the subsequent grouting.

## SPP suspension

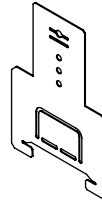


Box		
Code	Pieces	Weight kg
SPP	60	1,92

Hook suspension for SP 45/18 and SP 45/27 profiles for plasterboard false ceilings and false walls with hole for threaded bar Ø6. In the case of false ceilings it has also holes for inserting the MRU spring.

This suspension can be also used as accessory for metal false ceilings with hidden structure having single or double frame by using SP 45/18 profile and PPN main runners. Made of galvanized steel DX51D with thickness 0,8 mm.

## STGF suspension



Box		
Code	Pieces	Weight kg
STGF	100	6,20

Suspension for TGFO click-on coplanar carriers with holes for receiving the MRU spring and with a central fin for blocking the carrier and avoiding its unhooking. Made of galvanized steel DX51D thickness 1,0 mm.

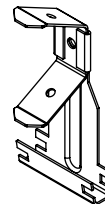
## SGF suspension



Box		
Code	Pieces	Weight kg
SGF	100	4,60

Hook suspension for GF 60/27 profiles with holes for receiving the MRU spring; it has the characteristic of being anti-hooking once it is inserted and lifted in the GF 60/27 profile. Made of galvanized steel DX51D thickness 1,0 mm.

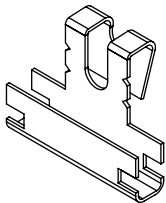
## SPMR suspension



Box		
Code	Pieces	Weight kg
SPMR45	100	3,62
SPMR	100	3,62

SPMR 45: suspension with spring for SP45/18 and SP45/27 profiles.  
SPMR 50: suspension with spring for SP50/18 and SP50/27 profiles.  
Made of galvanized steel DX51D thickness 1,0 mm.

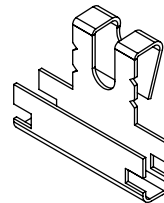
## AO 45/18-AO 45/27



Box		
Code	Pieces	Weight kg
AO45/18-27	100	1,35

Horizontal hook for SP45/18 and SP45/27 profiles. Made of galvanized steel DX51D thickness 1,0 mm.

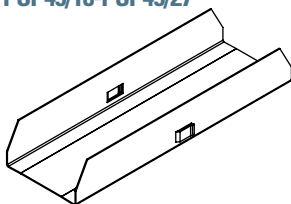
## A050/18-A050/27



Box		
Code	Pieces	Weight kg
A050/18-27	100	1,35

Horizontal hook for SP 50/18 and SP50/27 profiles. Made of galvanized steel DX51D thickness 1,0 mm.

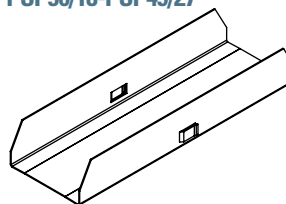
## Extension PSP45/18-PSP45/27



Box		
Code	Pieces	Weight kg
PSP45/18	100	4,20
PSP45/27	100	4,80

Extension for SP 45/18 (PSP45/18) and SP 45/27 (PSP 45/27) profiles, made of galvanized steel DX51D thickness 0,6 mm, standard length 150 mm

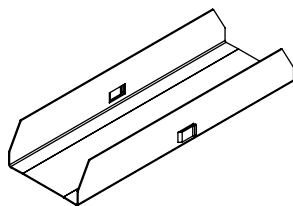
## Extension PSP50/18-PSP49/27



Box		
Code	Pieces	Weight kg
PSP50/18Z6	100	4,80
PSP49/27Z6	100	5,20

Extension for SP 50/18 (PSP50/18) and SP 49/27 (PSP49/27) profiles, made of galvanized steel DX51D thickness 0,6 mm, standard length 150 mm.

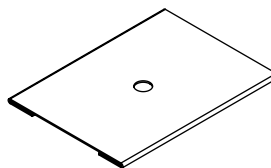
## PGF extension



Box		
Code	Pieces	Weight kg
A.PGF.060.PZ	100	7,32

Extension for SP 60/27 profiles, made of galvanized steel DX51D thickness 0,6 mm, standard length 150 mm.

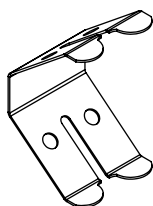
## PST extension



Box		
Code	Pieces	Weight kg
A.PST.080.PZ	100	6,20

Extension for TGFO carriers, made of galvanized steel DX51D thickness 0,8 mm, standard length 150 mm.

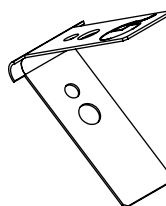
## MR spring



Box		
Code	Pieces	Weight kg
A.MR.080.PZ	100	1,20

Adjustment spring with double fin for bars Ø4 mm, made of harmonic special steel with standard thickness 0,8 mm.

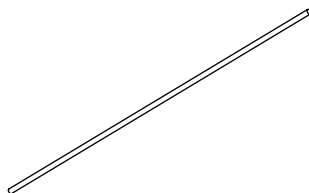
## MRU spring



Box		
Code	Pieces	Weight kg
A.MRU.070.PZ	100	0,80

Universal adjustment spring for bar ø 4 mm and threaded bar ø 6 mm. It is used for all Guerrasio suspensions in which MRU spring can be easily inserted into the special slots provided for this purpose. Made of special harmonic steel in the standard thickness of 0,7 mm.

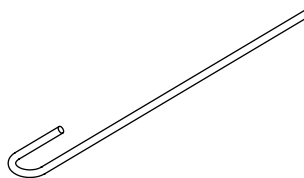
## TB bar



Box			
Code	Pcs	Length m/conf	Weight kg/box
A.TB.D2.200.ML	200	400	9,20
A.TB.D4.200.ML	100	200	16,40

2,0 m rod with 2 mm diameter (TBØ2) and 4 mm diameter (TBØ4). Made of galvanized steel

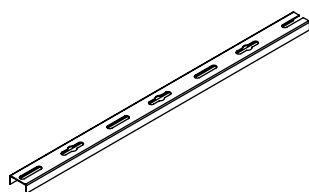
## SG Bar



Box			
Code	Pcs	Length m/conf	Weight kg/box
A.SG/30.D4.PZ	50	0,30	1,40
A.SG/60.D4.PZ	50	0,60	2,80
A.SG/90.D4.PZ	50	0,90	3,75

Bar with a bent end like a hook. Made of galvanized steel with standard diameter; 4,0 mm

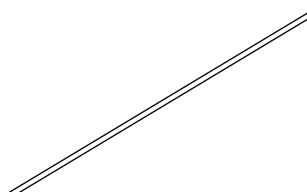
## BA slotted bar



Box			
Code	Pcs	Length m/conf	Weight kg/box
A.BA.080.300.ML	10	30	6,00

Slotted bar for rigid suspensions. Made of galvanized steel with thickness 0,8 mm and standard length 3,0 m.

## Threaded Bar



Box			
Code	Pcs	Length m/conf	Weight kg/box
BFZM6	100	100	22,00

Threaded bar for suspensions. Made of galvanized steel with a diameter of 0,6 mm and standard length: 1,0 m.

# G-Seismic<sup>®</sup> anti-seismic kit: the first, the best

G-SEISMIC is a universal kit, valid for all types of false ceilings. It is always applied to the bearing profile and, with the help of the perimeter accessories, responds to the stresses of a jolting and undulating earthquake.

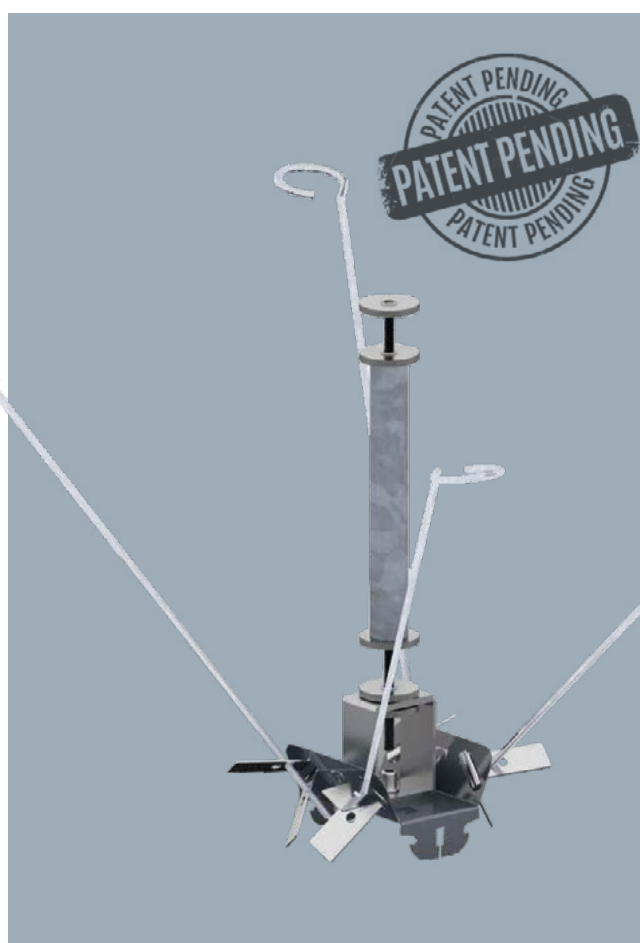
It is composed of a central element for connection to the load-bearing structure, diagonal tie rods with a 45° inclination and a central strut which, together with the connecting elements (washers and adjustment springs), allow simple installation and millimetric adjustment of the system. Installation must always be carried out on the primary/bearing profile, that means the profile that is suspended directly on the ceiling.

The supports where the threaded bar is inserted must always be rigid and resistant.

	Type	Box dimensions mm			Weight kg
<b>G-SEISMIC</b>	Suspension height 1050 mm	1690	140	140	11,00
	Suspension height 2050 mm	1690	140	140	20,00

#### Box content with suspension height max. 1050 mm

System elements	Pieces	Length mm
Anti-seismic hook	6	-
Elios tubular Ø22 mm	6	900
Threaded bar Ø6 mm	6	1000
Bar Ø4 mm with eyelet	24	1630
MRU spring	24	-
Knurled nut Ø6 mm	24	-



#### Box content with suspension height max. 2050 mm

System elements	Pieces	Length mm
Anti-seismic hook	6	-
Elios tubular Ø22 mm	6+6	900+1000
Threaded bar Ø6 mm	6	1000
Bar Ø4 mm with eyelet	24	1630
Plain bar Ø4 mm	24	1630
MRU spring	24	-
Knurled nut Ø6 mm	30	-
Elios tubular extension	6	-
M5 nut + M5x20 linchpin	12+12	-
Extended nut Ø6 mm	6	-
MR spring	24	-



**ANTONIO GUERRASIO srl**

**Sede centrale e produttiva**

Via Acquedotto, 1  
84086 Roccapiemonte (SA)

**Stabilimento**

Via Selvotta, 18  
03024 Ceprano (FR)

**Stabilimento**

Via Risorgimento, 6/A  
30020 Cinto Caomaggiore (VE)